




Bass Guitar



- ___ Tuning Pegs
- ___ Neck
- ___ Frets
- ___ Body
- ___ Pickup (s)
- ___ Volume knob
- ___ Tone knob
- ___ Bridge



Use 4 fingers on fretboard.

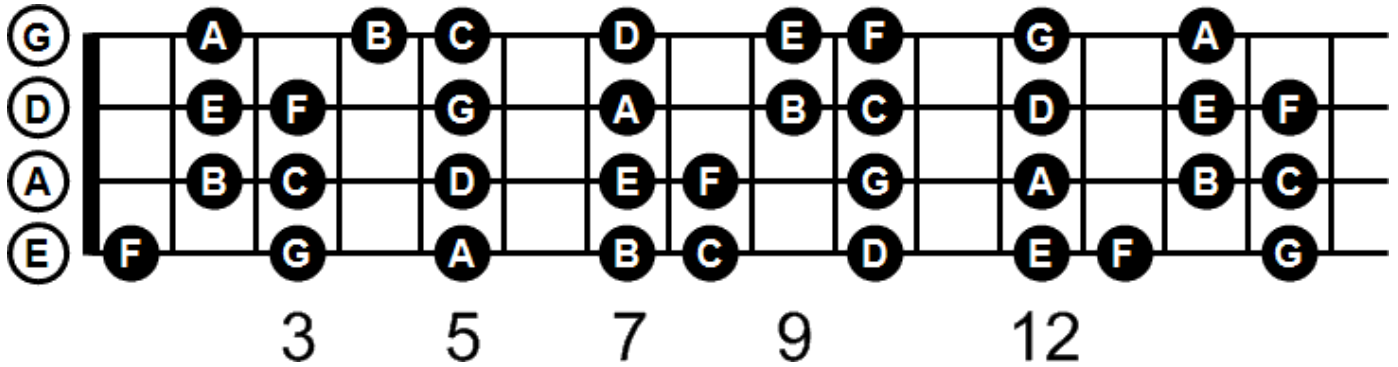


**Use 2 fingers to pluck notes.
Using your thumb or a pick is optional.**

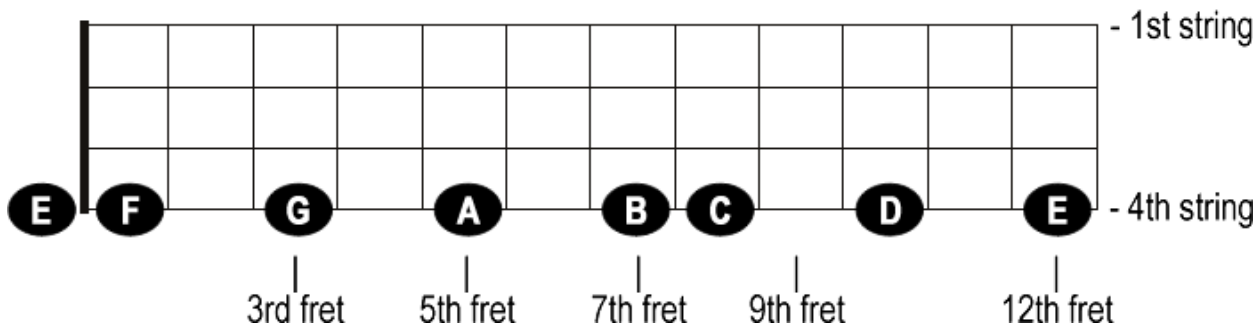




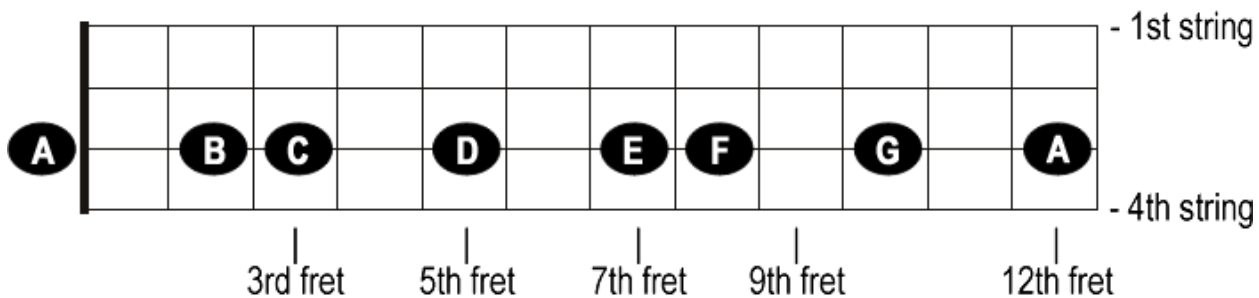
Bass Guitar Fretboard



E String



A String



= sharp. The note goes up 1/2 step.
 b = flat. The note goes down 1/2 step.
 There is no B# or Cb and E# or Fb.



Box Pattern

D A | G C :||

Descending Line

A | G | F | E :||

Ascending Line

A | C | D | E :||

5ths

F (C) | G (D) :||

Root-3rd-4th

G B C rest | C E F rest :||



Rhythm & Counting

Whole Note 1 2 3 4

Half Notes 1 2 3 4

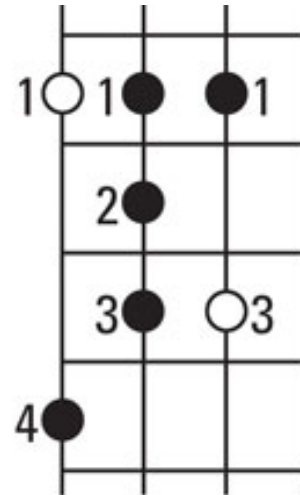
Quarter Notes 1 2 3 4

Eight Notes 1 and 2 and 3 and 4 and

Sixteenth Notes 1 e-and-a 2 e-and-a 3 e-and-a 3 e-and-a



Blues Scale



Walking Bass Line for 12-Bar Blues (Key of E)

	E7	E7	E7	E7
G	-----	-----	-----	-----
D	-----	-2-----	-----	-2-----
A	---2-4-	---4-2---	---2-4-	---4-2---
E	-0-4----	-----4-	-0-4----	-----4-

	A7	A7	E7	E7
G	-----	-2-----	-----	-----
D	---2-4-	---4-2---	-----	-2-----
A	-0-4----	-----4-	---2-4-	---4-2---
E	-----	-----	-0-4----	-----4-

	B7	A7	E7	E7	B7
G	-----	-----	-----	-----	-----
D	-----	-----	-----	-----	-----
A	---6-7-6-	---4-5-4-	-----	-----	-----
E	-7-----	-5-----	-0-0-0-0-	-0-567--	-----



Bass Tabs

"Another Bites The Dust" by Queen

```
G:-----|
D:-----|
A:-----|
E:--0--0--0---0-0-0---3-0-5---|
```

"Seven Nation Army" - White Stripes

```
G|-----|
D|-----|
A|--7--7--10--7-5-3--2---7--7--10--7-5-3-5-3-2--|
E|-----|
```

"Super Freak" by Rick James

```
G:-----|
D:--0-----|
A:-----3---2---0-----2---0---|
E:-----0---3-----|
```

"Low Rider" by War

```
G:-----|
D:-----3---3h5-3h5-----|
A:-----1-3-5---5-----|
E:--1-3-----|
```



Blank Bass Tabs

G |-----|
D |-----|
A |-----|
E |-----|

G |-----|
D |-----|
A |-----|
E |-----|

G |-----|
D |-----|
A |-----|
E |-----|

G |-----|
D |-----|
A |-----|
E |-----|